

# ICFICE 2023 Submission Manual

# 1. Website Access

The screenshot shows the ICFICE 2023 website homepage. At the top right, there are navigation links: HOME, LOGIN, JOIN, and ADMIN. Below these, there are menu items: About ICFICE, Call for Papers, Submission, and Program. The 'Submission' menu is highlighted with a red circle '2', and its dropdown menu is open, showing 'E-Submission' (highlighted with a red circle '1'), 'Confirm Submission', and 'Submission'. The main banner features a scenic image of a beach with large rocks and the text: 'ICFICE2023', 'The 15th International Conference on Future Information & Communication Engineering', '10-13th January, 2023', and 'Nha Trang Horizon Hotel, Vietnam'. Below the banner, there are four white boxes with rounded corners, each containing a submission type and a date: 'Abstract Paper Submission' (Sep. 23th 2022), 'Notification of Acceptance' (Sep. 30th 2022), 'Full Paper Submission' (Nov. 18th 2022), and 'Pre-Registration Due' (Dec. 23th 2022).

1 ✓ Website Access ([http://kiice.org/conf\\_main](http://kiice.org/conf_main))

2 ✓ Click [E-Submission]

# 1.1 KIICE Member Login

1 LOGIN JOIN ADMIN

ICFICE 2023 About ICFICE Proceedings Notice ICFICE 2023

Korea Institute of Information and Communication Engineering

로그인

로그인

로그인

아이디 입력  로그인 상태 유지

비밀번호 입력

로그인

아이디 찾기 | 비밀번호 재설정 | 회원가입하기

1

✓ Click [Login]

2

✓ Member Account Login

## 2. Abstract/Full Paper Submission

### Submission

#### Paper information and lead author

\* Required fields

\* Presentation Type  Oral  Poster

\* Subject

\* Paper Title

\* Author

\* Password

\* Organization

E-mail

Tel

Speaker  Y

Corresponding author  Y

1

✓ Fill in the Paper and Author Information

2

✓ Check for Speaker/Corresponding author  
(Duplicate selection is possible.)

## 2. Abstract/Full Paper Submission

**Co-author 1** \* Required fields

---

Co-author

Organization

E-mail  @  Please select

Tel

Speaker  Y

Corresponding author  Y

**Files** \* Required fields

---

Abstract (.doc) 

\* Attachment size: up to 10MB

Full Paper (.doc) 

\* Attachment size: up to 10MB

1 ✓ Fill in the Co-author Information

2 ✓ Click the [Add files] button

✓ Upload the File

3 ✓ Click the [Confirm] button

Submission

E-Submission >

Confirm Submission >

## Confirm Submission

Confirm Submission


Enter your name and click the 'Search' button.


CHERI Search

1 ✓ Click [Confirm Submission]

2 ✓ Enter the Submitter's Name

## ※ Confirmation and Edit

	Writer	SEARCH	
	Writer	CHERI	
1	Paper Title	Author	Proceeding
 TEST  	CHERI	Proceeding	

 **Enter Password**  
비밀글 읽기를 위해 비밀번호를 입력해주세요.

**2**

Password

**Confirm** **Cancel**

1 ✓ Click on the Paper to edit

2 ✓ Enter Password

# ※ Confirmation and Edit

Co-author 4

---

Co-author

---

Organization

---

E-mail

---

Tel                    \*\*\*

---

Speaker


---

Corresponding author


---

Files

---

Abstract (.doc)                     TEST.docx 11.74KB

---

Full Paper (.doc)                     TEST.docx 11.74KB

---

**1**

Write   List   Modify   Delete

1

✓ Check the Edit at the bottom of the page